

BATTERY ELECTRIC PUMP

JP29P312-1G

DC:12V

Jilong®

© 2011 SHANGHAI JILONG PLASTIC PRODUCTS CO., LTD.,
460 Lanxue Road, Huanglou, Chuansha, Pudong Area, Shanghai, 201205, China,
www.jilong.com

All rights reserved/Alle Rechte vorbehalten/Tous droits réservés/Tutti i diritti riservati/
Todos los derechos reservados

®™ Trademarks used in some countries of the world under license from/ ®™ Nutzung von Marken in
bestimmten Ländern unter Lizenz von/Les marques de fabrique ®™ utilisées dans certains pays sous
l'autorisation de/ I marchi ®™ sono usati in alcuni paesi con licenza/Marcas comerciales ®™ utilizadas en
algunos países del mundo bajo licencia de/Shanghai Jilong Plastic Products Co., Ltd.

Distributed in European Union by / Distribuito nell'Unione Europea da/Distribuido en la unión europea por
JILONG-EUROPES.R.L.unipersonale, Via Vitaliano Brancati, 44 00144 Roma - Italia

Distributed in North America by/Distribué en Amérique du Nord par/Distribuido en Norteamérica por

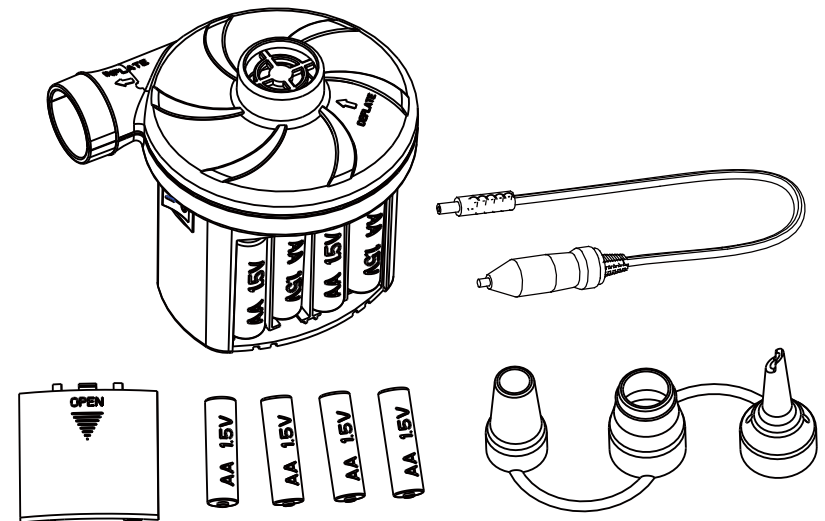
Jilong Plastic Products North America Inc.

125, West 2nd Ave., Vancouver B.C. V5Y1B8 Canadá

ELECTRIC AIR PUMP

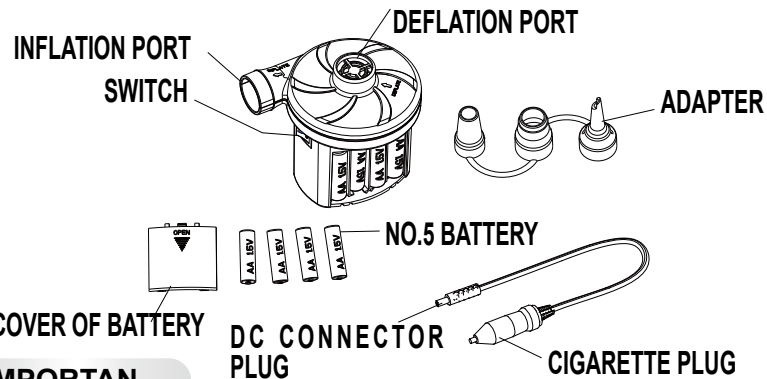
READ FOLLOWING INSTRUCTIONS

AND WARNINGS BEFORE USE



JL29P312-1G DC:12V

JL29P312-1G DC:12V



1 **IMPORTANT**

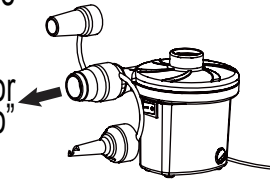
- * Design for inflation and deflation.
- * Operates on 8" 1.5V LR6AM3 AA or 1.2V Ni-MH AA rechargeable or 1.2V Ni-cd AA rechargeable" cell batteries.
- * Power supply must be automobile cigarette lighter DC 12V.
- * Handheld and portable design. With 3 different nozzles.
- * Ideal for indoor/outdoor use.
- * High-Volume air flow for speeding inflation on airbeds.
- * High-Volume pump intends to inflate such as airbeds, inflatable boats, inflatable toys...etc. not inflate for tires or continuous use.
- * Risk of electric shock, do not operate under moist conditions, and store indoors.
- * When use DC car cigarette lighter, doesn't continuous use over 25 minutes, to prevent the pump from overheating and damage.

2 **WARNING**

- * Carefully follow the instructions on inflatable items when inflating.
- * Never leave pump unattended while the pump is in use.
- * Do not keep/use the pump in wet condition.
- * Never allow sands, small rocks, etc. to be sucked into inflation/deflation port when using the pump.
- * Never look inside or point the inflation/deflation port toward your eyes when the pump is working.
- * Never attempt to put hand or fingers into the inflation/deflation port at any time.
- * Do not charge the batteries with DC cigarette lighter.

3 **TO INFLATE ITEMS**

- * Put 8" AA batteries into bottom of the pump or connect the DC cigarette lighter.
- * To choose one of the nozzles to inflation port.
- * Hold pump against valve of inflatables and switch on for inflating, switch off for stop. (the symbol "-" means switch on, "0" means switch off.)
- * Never obstruct the deflation port when inflating, after finishing inflating, switch off and save the pump.



4 **TO DEFLATE ITEMS**

- * Put 8" AA batteries into bottom of the pump or connect the DC cigarette lighter.
- * To choose one of the nozzles to deflation port.
- * Hold pump against valve of inflatables and switch on for deflating, switch off for stop. (the symbol "-" means switch on, "0" means switch off.)
- * Never obstruct the inflation port when deflating, after finishing deflating, switch off and save the pump.

